



Olympia Hospital

by Haelvoet





Olympia combines simplicity, elegance and functionality in a highly ergonomic hospital bed.

The well-thought-out design is a welcome change in the world of hospital beds that is all too often characterised by complexity.

Haelvoet nv
Edition 2017
Haelvoet reserves the right to modify the product.
Small colour deviations are possible.



durability
ergonomics
comfort

Olympia

beauty in simplicity



001	Mattress platform • For a comfortable lying position
	You can choose between 3 different mattress platforms. The standard version is equipped with steel mattress platform profiles. The optional synthetic or solid laminate mattress platform sections (*) can be easily removed and withstand the common cleaning products.
002	Handset • Easy to use autonomously
	Functional and easy to operate manually. The hand switch is equipped with all functions to put the patient in his desired seating, lying or reading position.
003	Bed panels • A harmonious duo
	All head and foot panel types (Vela, Lauro, Jaro and Senzo) can be easily removed or installed without needing any tools. The bed panels are standard equipped with bumpers that protect the entire bed during any movement.
004	Cases • Optimal care
	The two cases at the head of the bed can be used to install an IV rod, a lifting pole or other accessories.
005	Sideguards (*) • Safety has no price
	The Atmosphère sideguards protect the patient over 2/3 of the bed. The Trix sideguards can be telescopically extended and offer maximum patient protection over the entire bed length.
006	CPR lever (**) • Central and within reach
	Thanks to the CPR lever, you can manually put the backrest in a horizontal position. This lever is situated within your reach on both sides of the bed.
007	High/low system • Highly stable
	The high/low supports guarantee an excellent bed stability at all heights. The bed can be easily adjusted between 38 cm and 78,5 cm (with castors ø 125 mm), which makes it easier to get in and out of the bed or to treat a patient.
008	Accessory holders • First-class functionality
	Three multifunctional holders on both sides make it possible to install and use accessories very fast and easily.
009	Central brake (**) • Activated with one single movement
	Thanks to the accessible castor brake pedals, the Olympia bed considerably simplifies patient treatments by the nursing staff.
010	Castors • Superb maneuverability
	Our extensive gamut of high-quality design castors guarantees a highly mobile and maneuverable bed.
011	5th castor (*) • Smooth maneuverability
	The right option for small rooms or narrow passages.
012	Mini nurse box (**) or nurse box with blanket rack (*)
	To switch off several electric bed functions selectively and to command them.
013	High/low pedal (*) • Staff-friendly
	To quickly put the bed at its desired height without having to use your hands.

* option for Olympia I and Olympia II

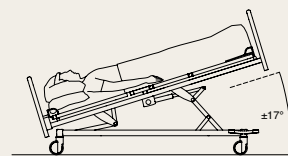
** option for Olympia II and standard for Olympia I

Comfort for everyone

Nowadays, both the patient and nursing staff demand comfortable and ergonomic beds. Only then, the patient can be as autonomous as possible, whereas the nursing staff can work efficiently.

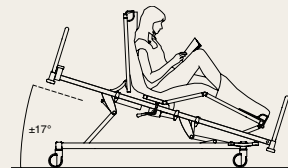
• Handset

The handset is user-friendly and easy to operate. It is equipped with clear and recognizable push buttons:



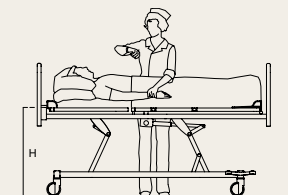
(Reverse) Trendelenburg position

The reverse Trendelenburg position can be activated by means of the handset, whereas the Trendelenburg position can only be used after the nursing function has been activated by means of the magnetic key.



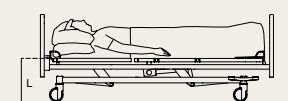

Seating or relax position

Both the backrest and knee rest are inclined simultaneously. A Reverse Trendelenburg position is simultaneously activated when a relax position is chosen on the Olympia I hospital bed. The seating position relieves pressure on the heart and is the best position in case of intestinal complaints, respiratory problems and heart or lung diseases. This position is also recommended when the patient wants to eat, drink or read.



High position

The highest position of the bed is 78,5 cm (with castors ø 125 mm). The patient can be examined and treated without straining your back.



Low or sleeping position


The low bed position of 38 cm (with castors ø 125 mm) makes it easier for the patient to get in and out of the bed and reduces the risk of falling.

An illuminated hand switch is also available (*). This option is especially very useful at night, because the function buttons illuminate when touched.



• High/low pedal (*)

Thanks to the **high/low pedal (*)**, you can put the bed at its desired height without having to use your hands. The fall protection bracket prevents unwanted manipulations.



001 Handset with selective locking system (*)

002 Illuminated hand switch (*)

003 Magnetic key (*)

004 Retracting backrest

• OpenBus intelligent control box

The **OpenBus technology** adds extra intelligence to the bed and its accessories. In the near future, OpenBus will also be able to register sensor data and pass this information to the nursing staff.

• Under bed light (*)

A discreet **nightlight (*)** under the bed makes sure that the patient can find his way in a dim room, without having to disturb the other patients or nursing staff. The nightlight is activated by means of the handset with selective locking system.

• Selective locking system (*)

The **handset with selective locking system (*)** makes it possible to lock the bed functions selectively by means of a magnetic key.



The **advantages** are:

- 1 central handset to operate and lock the bed functions.
- Efficient activation by means of the handset, without straining your back.

• Retracting backrest

While inclining the backrest upwards, the backrest is automatically moved backwards. By doing so, pressure is relieved on the pelvis, whereas the bedsore risk is reduced considerably. Thanks to an integrated safety in the retracting backrest, there is no opening between the sideguards and the mattress platform during the inclination. This prevents the patient of getting stuck. The backrest is also equipped with an inclination indicator.



005 An extendible drawer (*) can be used as a blanket rack

006 High/low pedal (*)

007 The nurse box (*) is situated at the foot of the bed, and is easily accessible for the nursing staff.

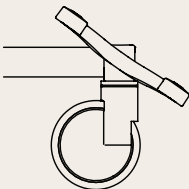
* option

Mobile and flexible

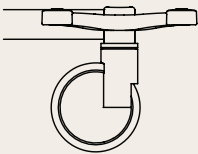
The daily use is made more comfortable, thanks to an easily movable and manœuvrable bed.

- Central brake**

The foot of the Olympia bed is equipped with a design brake pedal on both sides (**). The pedal activates the 4 castors simultaneously, and can be put in 3 different positons. The red pedal activates the brake, whereas the green pedal deactivates it.

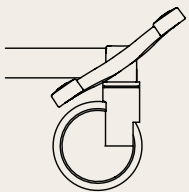


4 braked castors



4 unbraked castors

This position makes it possible to move the bed in all directions.



1 directional castor

This castor makes it easier to move the bed in a straight line.

- Integrated bed extension**

A hospital bed has to fulfil everybody's wishes, irrespective of the length of the patient. The integrated bed extension makes it possible to extend the bed with 20 cm.

When combined with the optional foot extension (*), a complete mattress platform functionality is guaranteed.



- Fifth castor**

The Olympia bed can also be equipped with a central fifth castor (*). This improves the maneuverability of the bed, especially in small and narrow rooms. Furthermore, the resilient qualities of the fifth castor absorb floor bumps and avoid brusque impacts when crossing thresholds.




Safety galore

Our different sideguard types offer complete patient safety in each bed position. Each type has its specific advantages for both the user and patient. The choice is completely yours.



The Atmosphère sideguards (*) offer complete patient safety in each bed position. The sideguards constitute one unit and can be lowered by means of an easy locking mechanism.



Atmosphère sideguards (*) with 4 siderails
4 siderails make it possible to use mattresses with a thickness up to 22 cm.



The Trix sideguards (*) consist of three siderails, offering maximum patient safety over the entire bed length. The sideguards can only be lowered by using your both hands. This safety system has been developed to prevent the sideguards from being lowered unintentionally. An integrated telescopic system makes sure that the Trix sideguards - even when the bed is extended - cover the bed sides over the entire length.

008 The 5th castor () is the right option for small rooms or narrow passages.*

009 Furthermore, the Olympia Trix sideguards () protect the patient over the entire bed length, thanks to the unique telescopic system.*

** option for Olympia I and Olympia II*

*** option for Olympia II and standard for Olympia I*



User-friendly

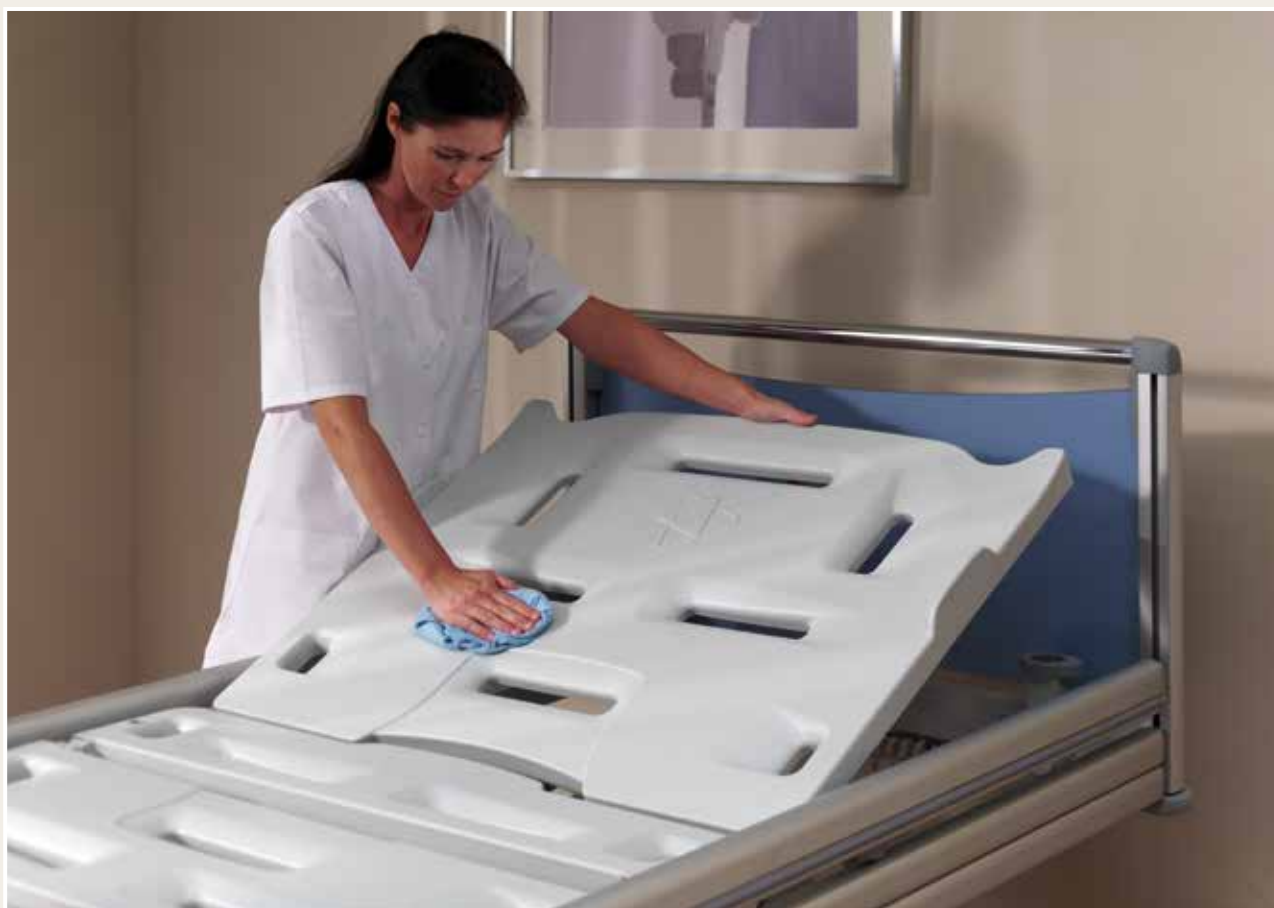
The actuators of the Olympia bed are installed centrally under the mattress platform. As a result, the number of cables is reduced considerably, so that this bed can be maintained very easily.

- **A minimum of maintenance**

Haelvoet only uses maintenance-free actuators and electric systems. Furthermore, the actuators can be replaced without needing any tools.

- **Easy to clean**

The mattress platform can be cleaned very efficiently, thanks to the standard rounded steel mattress platform profiles. The Olympia bed is optionally available with removable, perforated synthetic panels that have integrated mattress holders. Thanks to their sophisticated design and fluent removability, the mattress platform sections can be cleaned very quickly.



Creative design

The Olympia bed structure makes it possible to choose between 4 different panel types: Vela, Lauro, Jaro and Senzo. Each type has been developed with an eye for details and clear linear patterns. All panel types can be easily removed. Thanks to the extensive standard colour gamut, you can integrate this bed perfectly in the interior of your institution. Special colours and patterns are available on request.



011

011 The perfect match of harmonious colours, homelike materials and a functional design improves the patient's health.

• Bed panels



Type 1: Vela

The standard bed panel **Vela** is made of a metal bracket and a solid laminate insert panel. The bracket can be optionally chromed.




Type 2: Lauro (*)

The bed panel **Lauro (*)** is made of a synthetic frame and a solid laminate insert panel. The Lauro panel is standard equipped with a locking mechanism.



Type 3: Jaro (*)

The bed panel **Jaro (*)** is made of an aluminium frame and a solid laminate panel. It can only be combined with the Trix sideguards. The panel is also standard equipped with a locking mechanism.




Type 4: Senzo (*)

The wooden bed panel **Senzo (*)** is made of solid oven-dried beech and a metal bracket. The bracket can be optionally chromed.


Finishing and quality

Melamine, HPL and solid laminate

A whole range of uni colours and wood patterns helps you to integrate the Olympia bed perfectly in your institution. The Haelvoet laminate collection has a strong impact strength and withstands scratches, light and damp. All laminate types are made in accordance with the norms DIN 53419 and EN 438.




B070 blanc megeve



E021 écreu



B116 beige nature



B048 bleu oslo



V014 vinyle



C062 capucine



149 gris paloma



G076 gris acier


Wood structure




H027 hêtre de provence




E028 érable nordique




C103 chêne lavé



N056 noisetier naturel




N027 noyer vénitien




M091 merisier ambré




N003 noyer du périgord



T020 toraja wood



C132 chêne des marais



E025 érable wengé

Both the bed panels and the bedside tables can be finished with these colours.

Other solutions for your interior decoration are possible on request.



Standard Sanitized® treatment on all Polyrey laminates and solid laminates.



Partnership between Haelvoet and Polyrey, preferred supplier of solid laminate and HPL.



Lit Olympia I

Summary

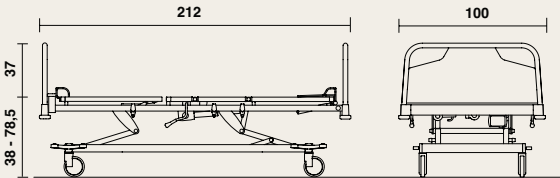
- Electric protection class I

The bed is earthed via the mains cable.

The advantages are:

- a bigger ESD (Electrostatic Discharge) immunity.
- a drop in the electromagnetic field.

- Dimensions and performances (standard bed)



- width : 100 cm, length : 212 cm;
 - height variation of the mattress platform :
± 38 cm - ± 78,5 cm (with castors Ø 125 mm);
 - clearance height : L : 170 mm, R : 135 mm
 - safe working load : 230 kg;
 - weight (without accessories) : 125 kg;
 - mattress dimensions : 195 x 85 cm, thickness : 12 to 22 cm (*).
- * the mattress thickness depends on the type of sideguards



Haelvoet makes sure that its excellent price-quality ratio is not at the expense of the environment. Our company considers durability – in all possible meanings – of paramount importance. All our products have a long lifespan and are delivered with a 10-year-guarantee on construction errors.



The Olympia hospital bed is made in accordance with ISO 9001:2008 and complies with the European Medical Devices Directive 93/42/EEC and all other applicable European harmonised norms:

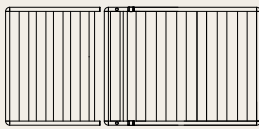
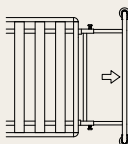
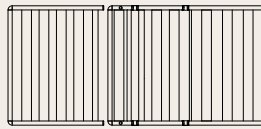
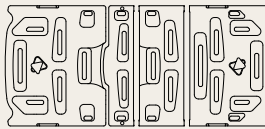
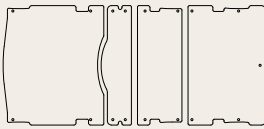
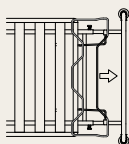
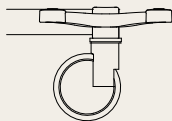
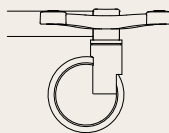
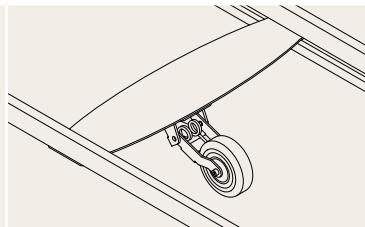
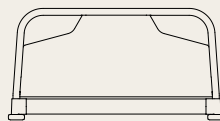
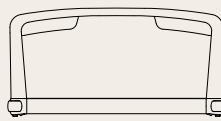



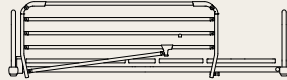
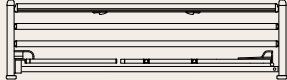


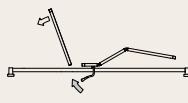

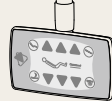




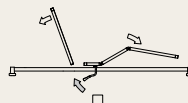
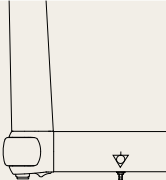
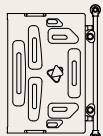

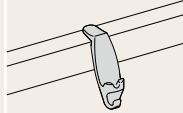
- EN 60601-1 Medical electrical equipment - Part 1: General requirements for basic safety and essential performance.
- EN 60601-1-2 Medical electrical equipment - Part 1-2: General requirements for safety and essential performance - Secondary norm: Electromagnetic compatibility - Requirements and tests.
- EN 60601-2-52 Medical electrical equipment - Part 2-52: Particular requirements for basic safety and essential performance of medical beds.
- EN ISO 14971 Application of risk management to medical devices.



The conformity with the mentioned harmonised norms has been certified by:

TÜV SÜD Product Service GmbH

Registration number of the certificate: Z1 13 08 84536 001

	Standard Olympia I				Options Olympia I							
MATTRESS PLATFORM	 • 3-section steel mattress platform		 • Telescopic bed extension up to 20 cm		 • 4-section steel mattress platform		 • 3- or 4-section mattress platform with removable synthetic sections		 • 3- or 4-section mattress platform with removable solid laminate sections		 • Footrest extension up to 20 cm	
CASTORS AND BRAKE	 • Integral S castors ø 125 mm, with central brake		 • Integral S castors ø 150 mm, with central brake		 • 5th castor							
PANEL TYPE	 • Vela panel		 • Lauro panel		 • Jaro panel (only with Trix sideguards)		 • Senzo panel					
SIDEGUARDS			 • Atmosphere sideguards		 • Atmosphere sideguards with 4 siderails		 • Trix sideguards (only with the Jaro bed panel)					
CONTROLS	 • Handset	 • Mini nurse box (ACC)	 • Manual quick release (CPR)		 • Nurse box (ACO)+ extendible drawer	 • Satellite control (FPP)	 • High/low pedal	 • Illuminated handset	 • Handset with selective locking system	 • Under bed light	 • Electromechanical quick release (CPR)	
EXTRAS	 • Equipotential connection	 • Two cases at the foot end	 • Battery with alarm signal	 • Accessory hooks								

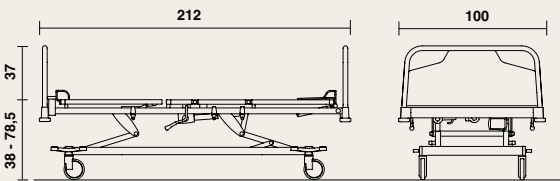
Lit Olympia II

Summary

- Electric protection class II

The bed is standard equipped with a double-insulated control box without earthing, equipotential, quick release and battery.

- Dimensions and performances (standard bed)



- width : 100 cm, length : 212 cm;
 - height variation of the mattress platform :
± 38 cm - ± 78,5 cm (with castors Ø 125 mm);
 - clearance height : L : 170 mm, R : 135 mm
 - safe working load : 230 kg;
 - weight (without accessories) : 125 kg;
 - mattress dimensions : 195 x 85 cm, thickness : 12 to 22 cm (*).
- * the mattress thickness depends on the type of sideguards



Haelvoet makes sure that its excellent price-quality ratio is not at the expense of the environment. Our company considers durability – in all possible meanings – of paramount importance. All our products have a long lifespan and are delivered with a 10-year-guarantee on construction errors.



The Olympia XLow hospital bed is made in accordance with ISO 9001:2008 and complies with the European Medical Devices Directive 93/42/EEC and all other applicable European harmonised norms:

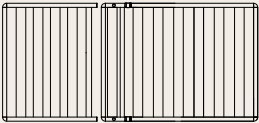
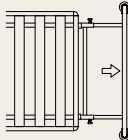
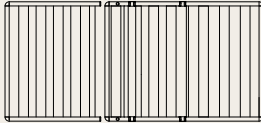
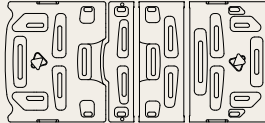
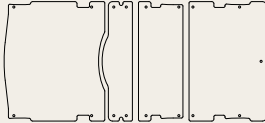
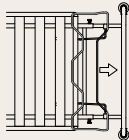
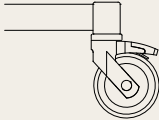
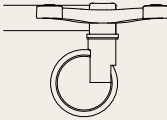
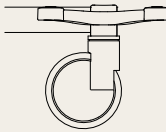
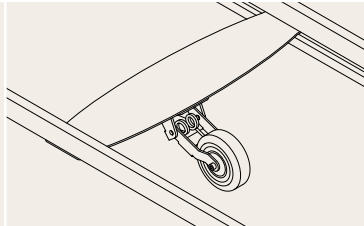
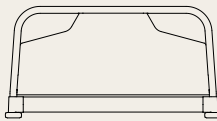
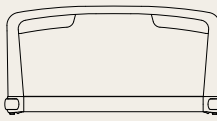

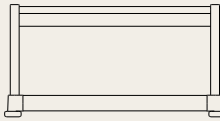


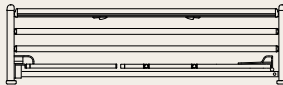











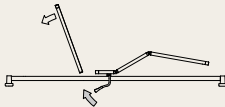
- EN 60601-1 Medical electrical equipment - Part 1: General requirements for basic safety and essential performance.
- EN 60601-1-2 Medical electrical equipment - Part 1-2: General requirements for safety and essential performance - Secondary norm: Electromagnetic compatibility - Requirements and tests.
- EN 60601-2-52 Medical electrical equipment - Part 2-52: Particular requirements for basic safety and essential performance of medical beds.
- EN ISO 14971 Application of risk management to medical devices.

The control box is not equipped with an indication LED. If the optional battery is chosen, then there will be a deviation from the stipulation in IEC 60601-1 paragraph 15.4.4.

The conformity with the mentioned harmonised norms has been certified by:

TÜV SÜD Product Service GmbH
Registration number of the certificate: Z1 13 08 84536 001




	Standard Olympia II		Options Olympia II						
MATTRESS PLATFORM									
	• 3-section steel mattress platform	• Telescopic bed extension up to 20 cm	• 4-section steel mattress platform	• 3- or 4-section mattress platform with removable synthetic sections	• 3- or 4-section mattress platform with removable solid laminate sections	• Footrest extension up to 20 cm			
CASTORS AND BRAKE									
	• Levina castors ø 125 mm, with separate brakes		• Integral S castors ø 125 mm, with central brake	• Integral S castors ø 150 mm, with central brake	• 5th castor				
PANEL TYPE									
	• Vela panel		• Lauro panel	• Jaro panel (only with Trix sideguards)	• Senzo panel				
SIDEGUARDS									
			• Atmosphere sideguards	• Atmosphere sideguards with 4 siderails	• Trix sideguards (only with Jaro panel)				
CONTROLS									
	• Handset		• Control lock (ACL)	• Mini nurse box (ACC)	• Nurse box (ACO) + extendible drawer	• High/low pedal	• Illuminated handset	• Handset with selective locking system	• Under bed light
EXTRAS			 <small>(The norm obliges you to have this, in case the patient has to be intravascularly or intracardially connected with medical equipment)</small>	 <small>(The norm obliges you to have this, in case the Trendelenburg position is part of the medical emergency procedure of the target patient group)</small>					
	• Two cases at the foot end		• Equipotential connection	• Battery with alarm signal	• Manual quick release (CPR)				

Accessories

The accessories we offer can be harmoniously connected with the existing cases and accessory holders. Haelvoet strongly pays attention to this, so that the accessories offer you the same top quality as our hospital beds. After all, only the best materials are good enough.

001	Lifting pole	005	X-ray cassette holder
	The lifting pole is made of a bent thick-walled steel tube. It is equipped with a handle and a ribbon that can be manually adjusted. An automatic roll-up system is optionally available as well.		The X-ray cassette holder can be easily attached to the backrest platform section (only possible with solid laminate sections).
002	IV holder for lifting pole	006	Name card holder
	The IV holder for the lifting pole consists of 4 hooks. It can be easily installed on the lifting pole.		The name card holder can be put on the bed panel. This accessory enables you to identify the patient very quickly and easily.
003	Traction frame	007	Flexible handset holder
	The traction frame can be put in the two cases at the head of the bed, or in the panel cases at the foot. The bent steel tube is finished with a chromium layer.		The flexible handset holder is within the reach of both the patient and the nursing staff. The holder is installed in a provided case.
004	Accessory bracket	008	Bowl holder
	The extra accessory bracket can be used in case of specific customer needs. The bracket is equipped with 4 hooks and has a length of 340 mm. It is installed in the two standard accessory hooks on the Olympia bed		Two bowls can be placed into the bowl holder. The holder is fastened to two standard accessory hooks.
		009	IV rod
			The IV rod consists of a fixed and a height-adjustable part. The height-adjustable part is equipped with 4 hooks and has to be tightened by means of a turning knob. The IV rod is also available in a non-adjustable version with 2 hooks.

010	Urine bottle holder	015	Oxygen bottle holder
	The urine bottle holder is installed in two synthetic accessory hooks that are standard on the Olympia bed. You can choose between two different models.		The oxygen bottle holder consists of a strong arm and a basket made of solid steel wire. It is finished with a chromium layer. The oxygen bottle holder can be installed in one of the 2 cases at the head of the bed.
011	Monitor holder	016	Writing table
	The monitor holder is made of a steel frame and a solid laminate tablet. Dimensions of the tablet: 650 x 300 mm		The writing table is fastened to the front panel. The solid laminate tablet is equipped with a handle and can be put in three different positions.
012	File holder	017	Raising aid
	The synthetic file holder is equipped with a paper clip. The file holder can be attached to the front panel. The following dimensions are available: <ul style="list-style-type: none">• A4 vertical (see picture) or horizontal• A3 horizontal		The ergonomically-designed raising aid offers optimal patient support while getting in and out of the bed. This raising aid can be installed in the standard case on the fixed mattress platform section.
013	Wall spacer	018	Inclination indicator
	A rubber wheel makes sure that there is a safe distance between the bed and the wall during the height-adjustment of the bed.		The inclination indicator shows the inclination angle of the different bed positions. Is always per set of 2 pieces. Can be put on backrest, knee rest and mattress platform.
014	Bed pan holder	019	Removable footrest extension
	The bed pan can be easily attached to the bed panel when it doesn't have to be used.		To use the mattress platform optimally when the bed is extended, you can opt for a loose footrest extension of 20 cm that has to be put at the foot end.



HAELVOET NV **BELGIUM**
L. BEKAERTSTRAAT 8, 8770 INGELMUNSTER
T +32 (0) 51 48 66 95 F +32 (0) 51 48 73 19
INFO@HAELVOET.BE WWW.HAELVOET.BE

HAELVOET SA **SWITZERLAND**
ROUTE DE LA PLAINE 45, 1580 AVENCHES
T +41 (0) 26 675 46 86 F +41 (0) 21 560 46 46
INFO@HAELVOET.CH WWW.HAELVOET.CH

HAELVOET S.A.R.L. **FRANCE**
130, BOULEVARD DE LA LIBERTÉ, 59000 LILLE
T +33 (0) 3 20 02 71 71 F +33 (0) 3 20 88 18 91
INFO@HAELVOET.FR WWW.HAELVOET.FR

HAELVOET S.R.L. **ROMANIA**
PARCUL INDUSTRIAL 1, 455200 JIBOU, SALAJ
T +40 (0) 260 64 22 33 F +40 (0) 260 64 22 55
INFO@HAELVOET.RO WWW.HAELVOET.RO